

Do to others what
you would have
them do to you.

Sermon on the Mount




Jesus taught them the golden rule:
Treat others the way you want to be
treated.

He even said to be nice to the people
who treated them badly.

Jesus taught the people not to pre-
tend to be good, but to allow God to
change their hearts.

More and more people came to hear
Jesus speak.

One day, Jesus walked up the side of a
mountain to speak to the crowds.
It was the perfect place. Everyone
could see and hear Jesus speaking to
them.




Jesus taught them about following and obeying God.

He taught them what it means to be blessed.

He told them about heaven.

Taught them how to pray, to help the poor and not to judge others.



Jesus also told them some special stories called “parables”.

He told the people that they should be like salt and light.

He taught them that when people obey God and do good, then it is like a light is shining in the dark.

He told people to live so that people could see God in them.

Games and Activities


Taste test

Set out some different types of food on a plate.

Ask your child to taste one and decided if it is salty, sweet or plain.

Be sure to check for allergies and parental permissions if in a group setting.

Some ideas are apples, crackers, bread, cheese, chocolate.



Hide the flashlight

Find a bright torch and turn it on.

In a dimly lit room hide the flashlight somewhere difficult to find. For example, behind a cushion or under a bowl. Ask your children to see if they can find the flashlight.

Speak about how it's hard to hide a light in a dark place. Remind your children that we ought to be lights shining brightly in the world.


Salt painting

Raised salt painting is so much fun. First, draw some patterns onto some paper using PVA glue. Next sprinkle on a lot salt and allow to dry. Shake off extra salt. Using some watercolour paint, dab the salt and watch the patterns grow.


Remind children that Jesus told us to be the salt of the earth.



Find your way to the
top of the mountain



Egg Carton Treasure Chest



You will need:

Egg carton

Paint.


Treasures in heaven cards

Optional: Sequins

What to do:



Paint your eggbox to look like a treasure chest. Allow to dry.

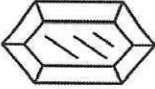
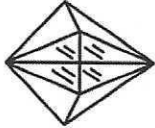

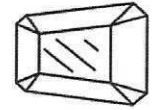
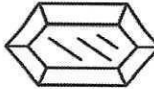
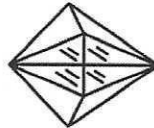

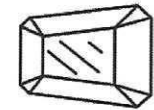
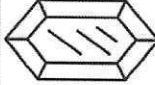
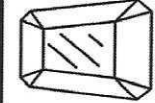
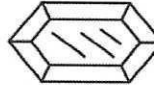
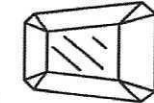
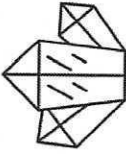

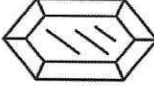
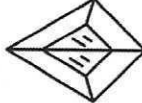
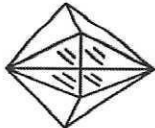

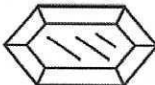

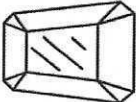
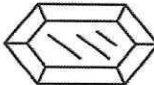
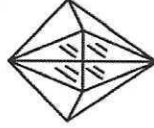

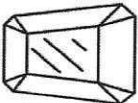

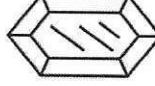
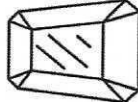


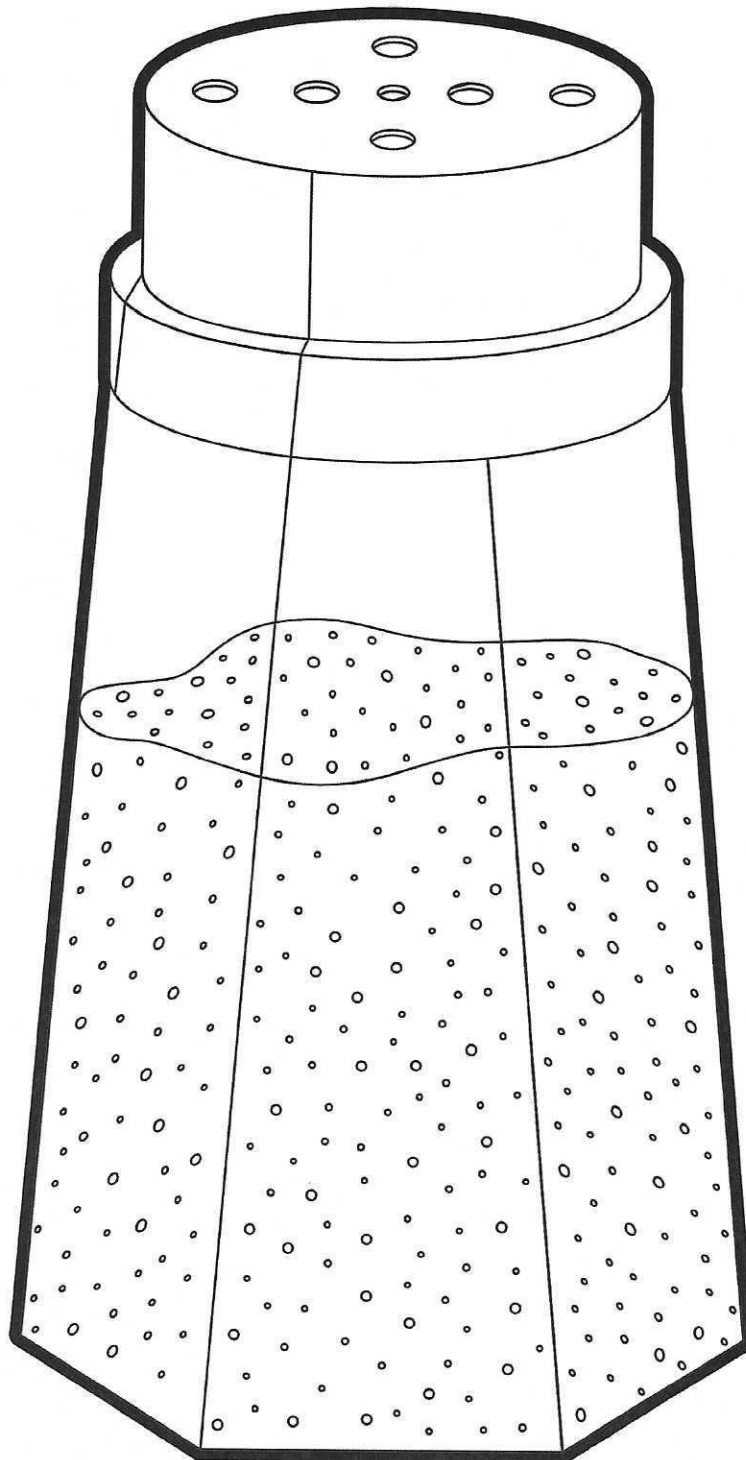
Write and decorate the treasures in heaven cards.



Cut out cards and place in treasure chest.


Treasures in heaven cards

    <p>Love others</p>    	  <p>Forgive</p>  	  <p>Go the extra mile</p>  	  <p>Give to the needy</p>   	    	 
---	---	---	--	--	--



You are the salt of the Earth.

Matthew 5:13



You are the light of the world.

Matthew 5:14

