

# Games and Activities

## Weather game - Be Still

In this game, children must act out different types of weather as you shout them out. However, when you shout be still the children must freeze. Some ideas, if you shout windy, they must blow around in the wind; for thunder, they could clap their hands and stomp their feet. For snow, they could shiver and pretend to be cold and so on.



## Empty the boat


Make a circle in the middle of the room as the boat. Scrunch up old pieces of paper into balls. One or more children must go into the boat, while the other players tried to throw the pieces of paper into the boat area. It is the goal of the people in the boat to get the paper out as much as possible. Reflect on how the disciples would have tried to scoop the water out of the boat to stop it from sinking.

## Make Waves – STEM project






Fill a container of water. Try to find different objects which will create wind to blow over the water. For example, you could use a straw, a piece of cardboard to flap near to the water, or a fan. You could shake the container and drop things in it. Measure which things cause the biggest waves. Talk about how strong you blow affects how big the wave becomes







Count the raindrops


				
<input type="text"/>	<input type="text"/>	<input type="text"/>	<input type="text"/>	<input type="text"/>



Print two copies to play memory card pair game



Cloudy



Sunny



Partly  
cloudy



Lightening



Windy



Rainbow



Snow




Rain



Storm



# Jesus calms the storm



## What you need

Template pages

1 Blue paper - (or color a blank paper blue)


Coloring pencils

Scissor


Glue

Lollipop stick (or a strip of cardboard).


## What to do



Colour the picture of the boat. Cut out around the boat.




Rip the blue paper in 3 lengthways to create waves. Glue sides only on white paper. Overlapping to make waves.




Glue a lollipop stick to the back of the boat. Insert behind waves. Use the stick to move the boat up and down.







Glue waves here



Glue waves here



