

# Games and Activities

## Coin rubbing

Coin rubbing is a quick and easy activity that children love. All you need is some coins, paper and pencils or crayons.

To be more educational, you can hide the coin under the paper and ask your child to tell you which coin it is after the rubbing. Or place several coins under the paper and ask them to count the rubbed coins and check if it's the same.



## Balloon herding

Pump up at least five balloons. Create a sheep pen and ask your child to herd all the balloons into the enclosure. Make it more challenging by asking them to fan the balloons into the pen. Or have different colour balloons for different teams and make it a race. Speak about how some of the balloons tries to wander off.




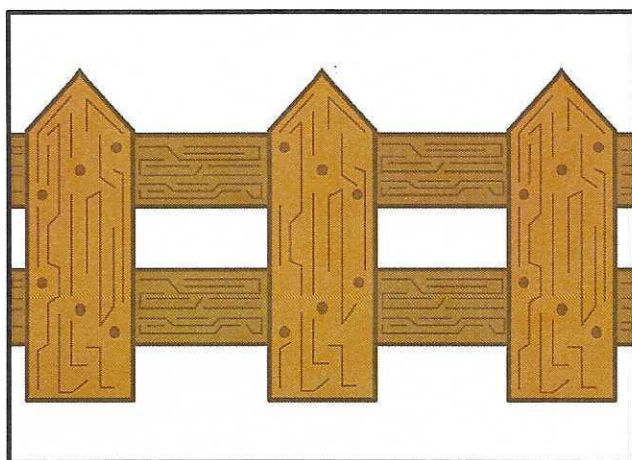


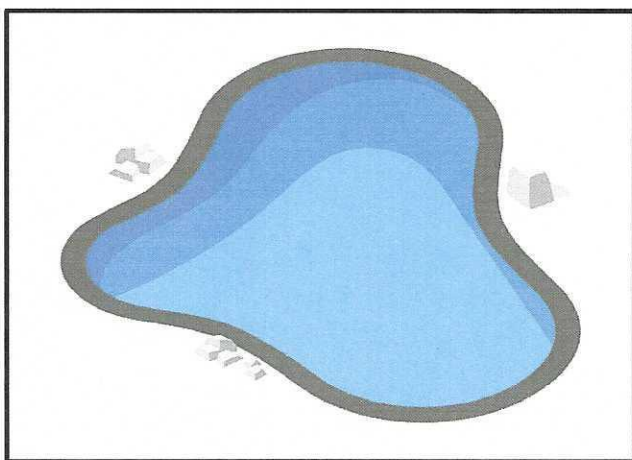

## Where is the sheep

Print the cards page in the lesson. Place the cards face up on a table and hide the sheep under one of the cards. Take it in turns to guess where the sheep is hiding. The first player to find the sheep gets to hide it for the next game.







# Where is the sheep






# Cut and glue the Sheep puzzle






Help the Shepherd find the  
lost sheep





# Lost things story wheel



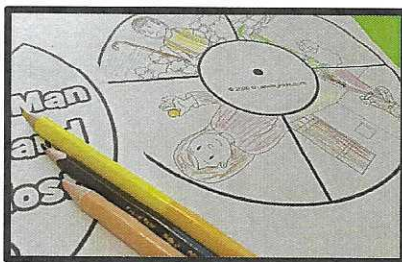
## What you need

Template pages

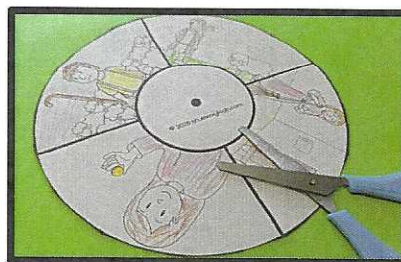
Fastener (split) pin

Colouring pencils


## What to do



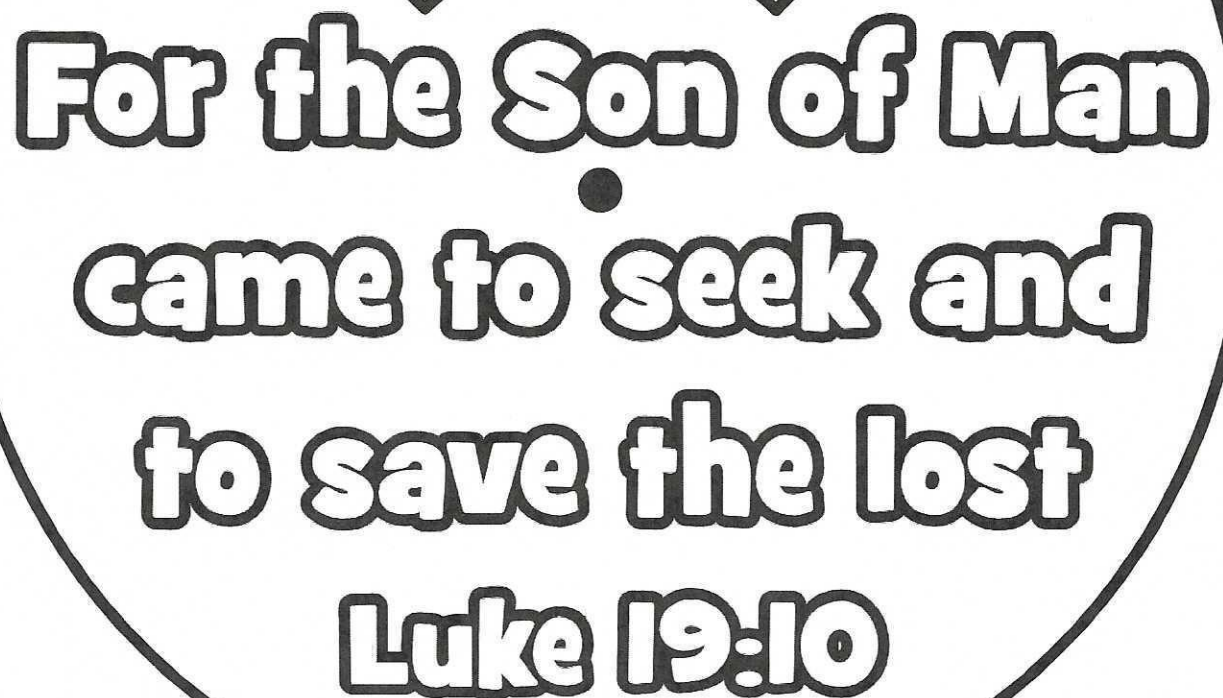
Colour the template pages



Cut around the circles



Fix together with a Fastener pin.



**For the Son of Man  
came to seek and  
to save the lost  
Luke 19:10**



