




# Parable of the sower




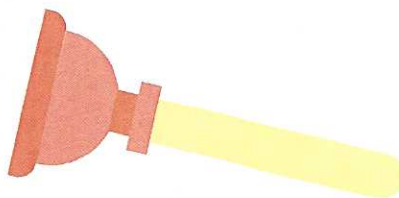

**TRUEWAY KIDS**.COM




Circle the items the farmer needs to plant some seeds




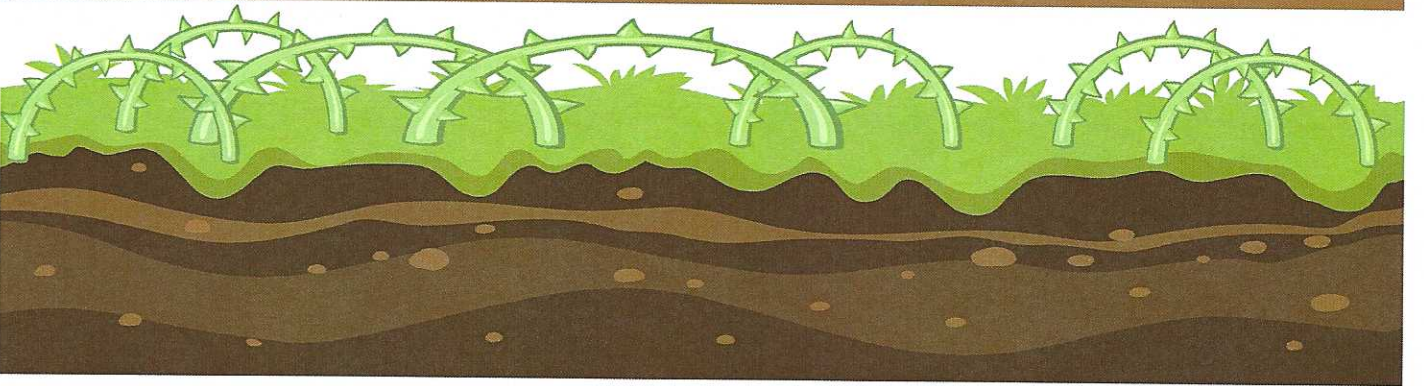


?




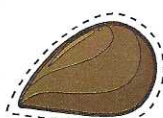
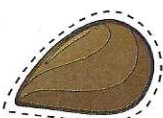
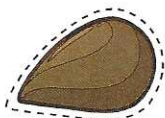
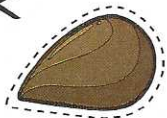
# Spot seven differences








Glue the seeds in good soil





# Good soil plates



## What you need


2 Paper plates  
Paint and brushes  
Glue

Seeds template  
Pens  
Scissors


## What to do



Paint half of the underside of a paper plate brown and the inside of another paper plate blue. Allow to dry



Cut the brown paper plate in half and glue to blue plate.



Cut out seeds from template. Write on some Bible memory verses and 'plant' in the soil.

