


The Good Samaritan



TRUEWAY KIDS.COM

Games and Activities


Helping hand prints

Find a large piece of blank paper or cardboard. Place some washable paint onto plates and allow your child to stamp their hands into the paint and then onto the paper. Repeat as many times as you want. Write on the paper. I have helping hands. Remind your child how God calls us to help and love others.



Bandage the patient

For this game you will need a roll of toilet paper for each team. For the patient, you could use a person or a large soft toy. On go, race to wrap the patient in the paper bandage. Remind your child how the Samaritan bandaged the man's wounds.

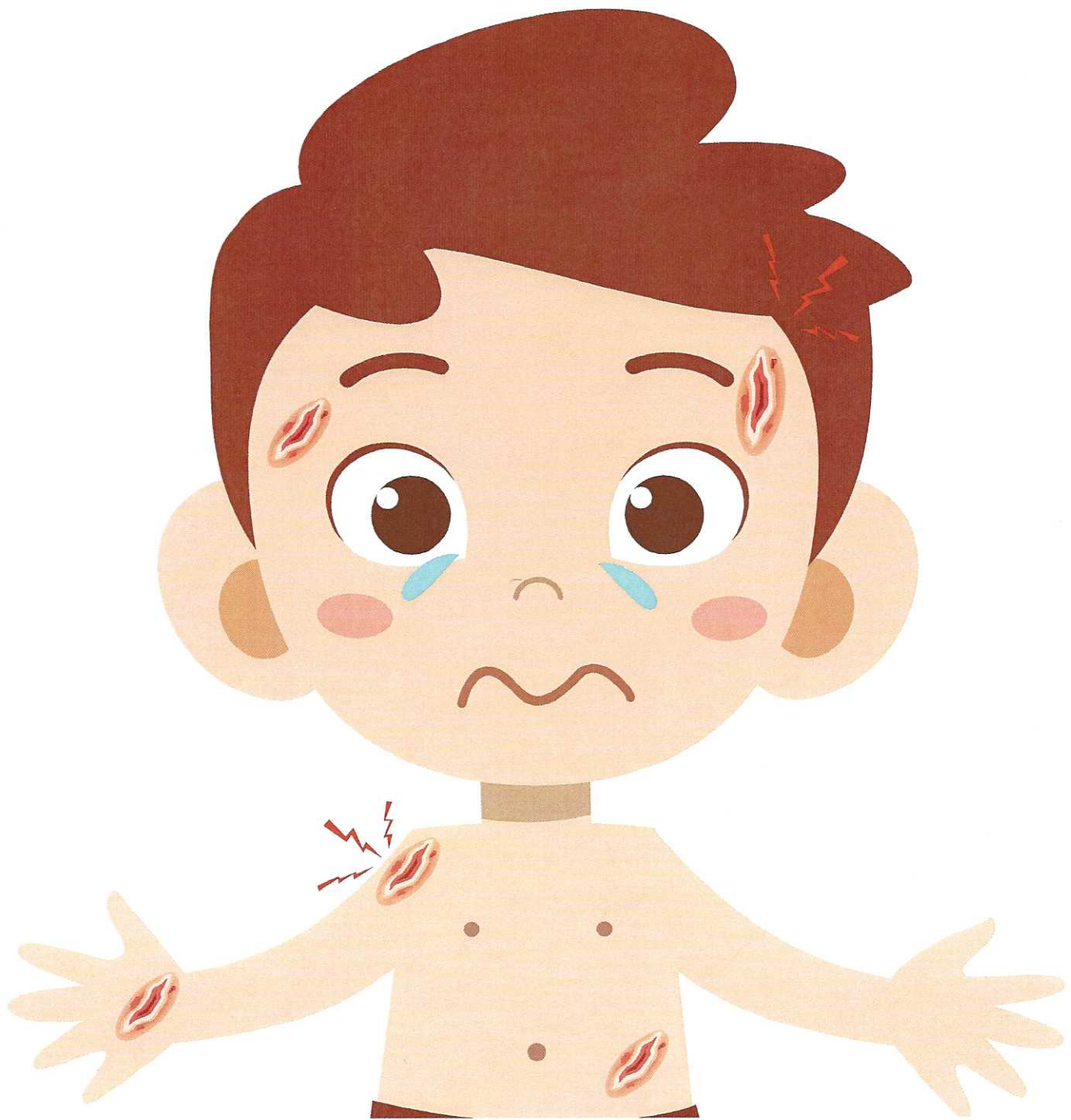


Serve your neighbours

Plan a practical way to serve your neighbourhood. It could be preparing a meal for someone who lives in your street. Attending a soup kitchen. Going shopping for someone who is stuck at home. Cleaning someone garden. The list is endless. Serve together as a family.




Cover the wounds



Find a safe route to the inn.



Love your neighbour mirror sign



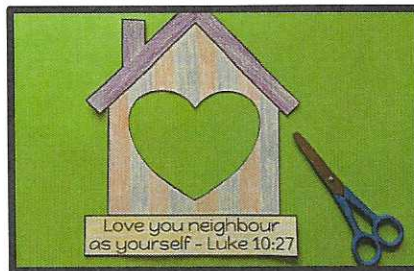
What you need

Template page,
Colouring pencils or crayons,
Scissors,
Sticky tack.


What to do



Colour the template page.



Cut around the house. Ask an adult to help cut out the heart.



Use some sticky tack to attach to a mirror.

