


Let the little children come to me




What you need

Template pages,
Colored pencils,
Scissors,
Optional: Glue stick.


What to do



Color the template pages.




Cut out the children with
the handle and along the
dashed line.





Fold the parts. Insert
handle inside with the
children through the gap.

“Let the little children come to me.” Mark 10:14







Use with
a magnet
or pen




Games and Activities

Team obstacle course.

Create an obstacle course. With your child, you must find a way through together. You can carry your child or lift them over obstacles, or your child may crawl under while you climb over.

Share with your child how things and people will try to block them from coming to Jesus, but you are always there to help them. Remind them that Jesus welcomes them.



Magnet Maze


Using magnet and a small piece of metal (a coin or paper clip are ideal). Place the magnet under the paper and the metal object above. Have your child guide the metal object through the maze and to Jesus.

Pray with your children

Using a magnet and a small piece of metal (a coin or paper clip are ideal,) place the magnet under the paper and the metal object above. Have your child guide the metal object through the maze and to Jesus.



How tall are the children?



Who is the shortest?

Who is the tallest?



How many girls are in the picture?

How many children have black hair?

How many children wear glasses?

How many children have pink cheeks?

How many children have green on their clothes?

Match the children in traditional costume.



